




BRANZ

1222 Moonshine Road
Judgeford RD1
Porirua 5381
New Zealand
T +64 4 237 1170
F +64 4 237 1171
branz@branz.co.nz
www.branz.co.nz



BRANZ **Type Test**

FH 5159-TT [2014]

CONE CALORIMETER TEST AND NZBC VERIFICATION METHOD C/VM2 APPENDIX A AND NCC SPECIFICATION C1.10 PERFORMANCE OF MUROS "CONCRETE" WALL PANELS

CLIENT

Muros International Limited
L2, 32 Lunn Avenue
Mt Wellington
Auckland 1072
New Zealand



International Accreditation New Zealand (IANZ) has a Mutual Recognition Agreement (MRA) with the National Association of Testing Authorities, Australia (NATA). Users of test reports are recommended to accept test reports in the name of either accrediting body.

All tests reported herein have been performed in accordance with the laboratory's scope of accreditation.

PROJECT NUMBER:	ISSUE DATE:	EXPIRY DATE:	PAGE:
FT5159	12 May 2014	12 May 2019	1 of 12

THE LEGAL VALIDITY OF THIS REPORT CAN ONLY BE CLAIMED ON PRESENTATION OF THE COMPLETE SIGNED PAPER REPORT.
EXTRACTS OR ABRIDGMENTS OF THIS REPORT SHALL NOT BE PUBLISHED WITHOUT PERMISSION FROM BRANZ LTD.

TEST SUMMARY

Objective

To conduct cone calorimeter testing and reduce the data in accordance with ISO 5660 and AS/NZS 3837 on client supplied specimens for the purposes of determination of the Group Classifications in accordance with;

- National Construction Code (NCC) Volume One Specifications C1.10 and A 2.4 of the Building Code of Australia (BCA).
- New Zealand Building Code (NZBC) Verification Method C/VM2 Appendix A

Test sponsor

Muros International Limited
L2, 32 Lunn Avenue
Mt Wellington
Auckland 1072
New Zealand

Description of test specimen

The product as described by the client as Muros FR Wall Panel.

Date of test

26 July 2013

Test results

For the purposes of compliance with the relevant building code documents, the following classification is considered applicable to the tested sample as described in Section 1.

Building Code Document	Group Number Classification
NZBC Verification Method C/VM2 Appendix A	3
NCC Specifications C1.10 and A 2.4	3 The average specific extinction area was greater than the 250 m ² /kg limit.

LIMITATION

The results reported here relate only to the item/s tested.

TERMS AND CONDITIONS

This report is issued in accordance with the Terms and Conditions as detailed and agreed in the BRANZ Services Agreement for this work.

CONTENTS

SIGNATORIES	4
DOCUMENT REVISION STATUS	4
1. GENERAL	5
1.1 Sample measurements	5
2. EXPERIMENTAL PROCEDURE	6
2.1 Test standard	6
2.2 Test date	6
2.3 Specimen conditioning	6
2.4 Specimen wrapping and preparation.....	6
2.5 Test programme.....	6
3. TEST RESULTS AND REDUCED DATA	7
3.1 Test results and reduced data – NZBC C/VM2	7
3.2 Test results and reduced data – NCC C1.10	8
4. SUMMARY	9
5. CLASSIFICATION IN ACCORDANCE WITH NZBC VERIFICATION METHOD C/VM2 APPENDIX A	10
6. CLASSIFICATION IN ACCORDANCE WITH NCC VOLUME ONE SPECIFICATION C1.10	10
7. NZBC CONCLUSION	11
8. NCC CONCLUSION	11

FIGURES

Figure 1: Representative specimen (back face on left, front on right)	5
Figure 2: Rate of heat release versus time.....	9

TABLES

Table 1: Physical parameters.....	5
Table 2: Test results and reduced data – NZBC C/VM2.....	7
Table 3: Test results and reduced data – NCC C1.10	8
Table 4: Heat release rate.....	9
Table 5: Report summary.....	9
Table 6: NZBC Group classification and smoke extinction area	10
Table 7: NCC Group classification and smoke extinction area	10



REPORT NUMBER:

FH 5159-TT

ISSUE DATE:

12 May 2014

EXPIRY DATE:

12 May 2019

PAGE:

3 of 12



SIGNATORIES



Author

Matthew Van Atta
Fire Engineer



Reviewer

E. Soja
Senior Fire Safety Engineer
IANZ Approved Signatory

DOCUMENT REVISION STATUS

ISSUE NO.	DATE ISSUED	EXPIRY DATE	DESCRIPTION
1	12 May 2014	12 May 2019	Initial Issue



PROJECT NUMBER:

FH 5159-TT

ISSUE DATE:

12 May 2014

EXPIRY DATE:

12 May 2019

PAGE:


4 of 12

THE LEGAL VALIDITY OF THIS REPORT CAN ONLY BE CLAIMED ON PRESENTATION OF THE COMPLETE SIGNED PAPER REPORT. EXTRACTS OR ABRIDGMENTS OF THIS REPORT SHALL NOT BE PUBLISHED WITHOUT PERMISSION FROM BRANZ LTD.

1. GENERAL

The product submitted by the client for testing was identified by the client as Muros Concrete (FR) wall panel, a decorative fibreglass-based panel comprising of a base of natural and mineral pigments and mixed with polyester resin and fibreglass. Figure 1 illustrates a representative specimen of that tested.

Figure 1: Representative specimen (back face on left, front on right)



1.1 Sample measurements

The following physical parameters were measured for each specimen prior to testing.

Table 1: Physical parameters

Specimen ID	Initial properties		Overall apparent density (kg/m ³)
	Mass (g)	Mean thickness (mm)	
FH5159-FR-50-1	93.2	6.0	1553
FH5159-FR-50-2	87.2	5.0	1744
FH5159-FR-50-3	97.8	6.0	1630

2. EXPERIMENTAL PROCEDURE

2.1 Test standard

The tests were carried out and data reduced according to the test procedures described in ISO 5660: (2002), Reaction-to-fire tests – Heat release, smoke production and mass loss – Part 1: Heat release rate, and Part 2: Smoke production rate, and AS/NZS 3837:1998 'Method of test for heat and smoke release rates for materials and products using an oxygen consumption calorimeter'; (the test standard). The sample preparation and test procedure were as described in 2.4 and 2.5.

2.2 Test date

The tests were conducted on 26 July 2013 by Mr Lukas Hersche at BRANZ Limited laboratories, Judgeford, New Zealand.

2.3 Specimen conditioning

All specimens were conditioned to moisture equilibrium (constant weight), at a temperature of $23 \pm 2^\circ\text{C}$ and a relative humidity of $50 \pm 5\%$ immediately prior to testing.

2.4 Specimen wrapping and preparation

All tests were conducted and the specimens prepared in accordance with the test standard. The spark igniter and the stainless steel retainer frame were used. All specimens were wrapped in a single layer of aluminium foil, covering the unexposed surfaces.

2.5 Test programme

The test program consisted of three replicate specimens as identified in the above table, tested at an irradiance level of 50 kW/m^2 . All tests were carried out with the specimen horizontal, and with a nominal duct flow rate of $0.024 \text{ m}^3/\text{s}$.



REPORT NUMBER:

FH 5159-TT

ISSUE DATE:

12 May 2014

EXPIRY DATE

12 May 2019

PAGE:

6 of 12



3. TEST RESULTS AND REDUCED DATA

3.1 Test results and reduced data – NZBC C/VM2

Table 2: Test results and reduced data – NZBC C/VM2

Material	Test specimens as described in Section 1 (in accordance with ISO 5660)			Mean
Specimen test number	FH5159-FR-50-1	FH5159-FR-50-2	FH5159-FR-50-3	
Time to sustained flaming s	37	34	30	34
Observations ^a	-	-	-	
Test duration ^b s	1837**	1834**	1830**	1834
Mass remaining, m_f g	56.5	52.1	59.8	56.1
Mass pyrolyzed %	39.3%	40.3%	38.9%	39.5%
Specimen mass loss ^c kg/m ²	4.1	3.9	4.3	4.1
Specimen mass loss rate ^c g/m ² .s	2.3	2.2	2.4	2.3
Heat release rate				
peak, \dot{q}_{max}'' kW/m ²	294.2	281.9	268.2	281.4
average, \dot{q}_{avg}''				
Over 60 s from ignition kW/m ²	150.0	156.4	153.3	153.2
Over 180 s from ignition kW/m ²	210.1	226.7	198.3	211.7
Over 300 s from ignition kW/m ²	226.0	212.0	220.6	219.5
Total heat released MJ/m ²	85.8	83.2	96.8	88.6
Average Specific Extinction Area m ² /kg	924.3	916.0	924.8	921.7
Effective heat of combustion ^d , $\Delta h_{c,eff}$ MJ/kg	20.7	20.9	22.5	21.4

Notes :

^a no significant observations were recorded

^b determined by * X_{O2} returning to the pretest value within 100 ppm of oxygen concentration for 10 minutes

** 30 minutes after time to sustained flaming

^c from ignition to end of test;

^d from the start of the test

+ value calculated using data beyond the official end of test time according to the test standard.

NR not recorded



REPORT NUMBER:
FH 5159-TT

ISSUE DATE:
12 May 2014

EXPIRY DATE:
12 May 2019

PAGE:
7 of 12



3.2 Test results and reduced data – NCC C1.10

Table 3: Test results and reduced data – NCC C1.10

Material	Test specimens as described in Section 1 (in accordance with AS/NZS 3837)			Mean	
Specimen test number	FH5159-FR-50-1	FH5159-FR-50-2	FH5159-FR-50-3		
Time to sustained flaming	s	37	34	30	34
Observations ^a	-	-	-		
Test duration ^b	s	697**	845**	1228**	923
Mass remaining, m_f	g	60.3	54.3	61.0	58.5
Mass pyrolyzed	%	35.3%	37.7%	37.6%	36.9%
Specimen mass loss ^c	kg/m ²	3.7	3.7	4.1	3.8
Specimen mass loss rate ^c	g/m ² .s	10.0	9.8	10.1	10.0
Heat release rate					
peak, \dot{q}_{max}''	kW/m ²	294.2	281.9	268.2	281.4
average, \dot{q}_{avg}''					
Over 60 s from ignition	kW/m ²	150.0	156.4	153.3	153.2
Over 180 s from ignition	kW/m ²	210.1	226.7	198.3	211.7
Over 300 s from ignition	kW/m ²	226.0	212.0	220.6	219.5
Total heat released	MJ/m ²	79.0	78.8	93.2	83.7
Average Specific Extinction Area	m ² /kg	1024.9	981.9	955.4	987.4
Effective heat of combustion ^d , $\Delta h_{c,eff}$	MJ/kg	21.2	21.2	22.4	21.6

Notes :

^a no significant observations were recorded

^b determined by

* average mass loss over 1 minute dropped below 150 g/m²

** two minutes after flameout or other signs of combustion cease

*** 60 minutes have elapsed or 10 minutes without ignition

^c from ignition to end of test;

^d from the start of the test

+ value calculated using data beyond the official end of test time according to the test standard.

NR not recorded



REPORT NUMBER:
FH 5159-TT

ISSUE DATE:
12 May 2014

EXPIRY DATE:
12 May 2019

PAGE:
8 of 12



4. SUMMARY

The test standards requires that the mean heat release rate (HRR) readings over the first 180 s from ignition for the three specimens should differ by no more than 10% of the arithmetic mean of the three readings. In the event of this criterion not being met, a further three specimens are required to be tested.

Table 4: Heat release rate

Specimen ID	Average HRR over 180s from ignition	Arithmetic mean	% difference from the arithmetic mean
FH5159-FR-50-1	210.1	211.7	-0.8%
FH5159-FR-50-2	226.7		7.1%
FH5159-FR-50-3	198.3		-6.3%

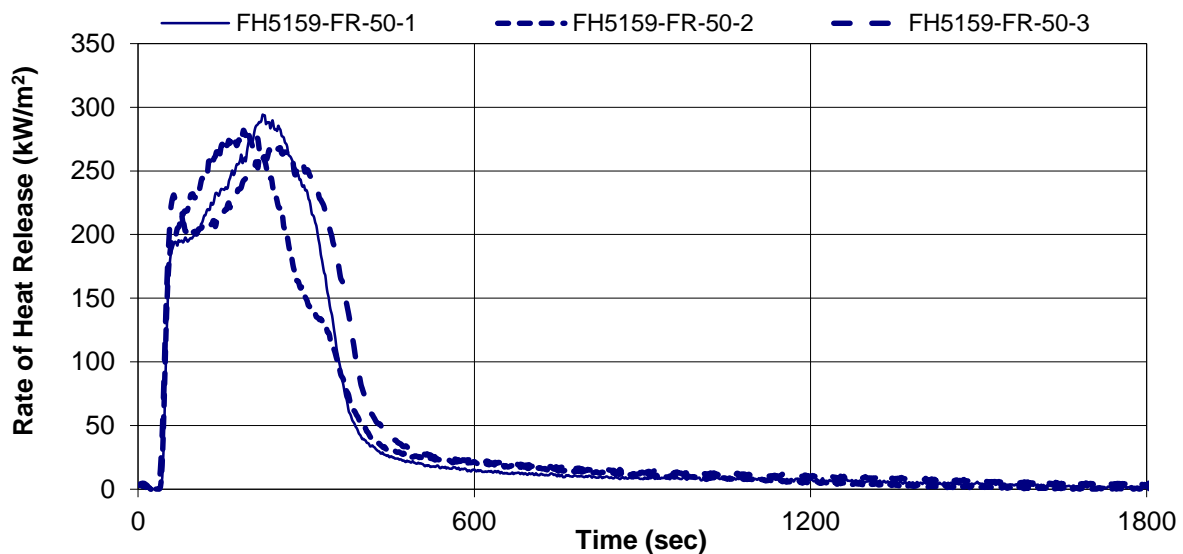
Table 4 identifies that the specimens exposed to 50 kW/m² irradiance meet the acceptance criteria.

The report summary for the specimens as described in Section 1, exposed to an irradiance of 50 kW/m² is given in table below with rates of heat release illustrated in Figure 2.

Table 5: Report summary

Mean Specimen thickness (mm)	Irradiance (kW/m ²)	Mean Time to Ignition (s)	Mean Peak Heat Release Rate (kW/m ²)	Average Specific Extinction Area (m ² /kg)
5.7	50	34	281.4	921.7 (NZBC) 987.4 (NCC)

Figure 2: Rate of heat release versus time



5. CLASSIFICATION IN ACCORDANCE WITH NZBC VERIFICATION METHOD C/VM2 APPENDIX A

The following classification has been assessed in accordance with the New Zealand Building Code Verification Method C/VM2 Appendix A: Establishing Group Numbers for lining materials. Calculations were carried out according to section A1.3 for predicting a material's group number for each specimen tested. It states that "If a different classification group is obtained for different specimens tested, then the highest (worst) classification for any specimen must be taken as the final classification for that material." The classification for the specimens as described in Section 1 is as follows:

Table 6: NZBC Group classification and smoke extinction area

	Sample 1	Sample 2	Sample 3	Classification
Group number Classification	3	3	3	3
Average Specific Extinction Area (m ² /kg)	924	916	925	

The tested samples recorded an average specific extinction area greater than 250 m²/kg. In accordance with Verification Method C/VM2 Appendix A, samples achieving either a Group number classification 1 or 2, and with an average specific extinction area less than 250 m²/kg are identified with "S" post-script to the Group number. The samples achieved a Group number of 3, therefore no identifier is used.

6. CLASSIFICATION IN ACCORDANCE WITH NCC VOLUME ONE SPECIFICATION C1.10

Calculations were carried out according to Specification A2.4. The classification and for smoke extinction area for the sample as described in Section 1 is as follows:

Table 7: NCC Group classification and smoke extinction area

	Specimen 1	Specimen 2	Specimen 3	Classification
Group number Classification	3	3	3	3
Average Specific Extinction Area (m ² /kg)	1025	982	955	

The average specific extinction area for the sample is greater than the 250 m²/kg limit and therefore it may only be used in buildings with a sprinkler system complying with Specification E1.5 in accordance with Specification C1.10 Table 2.



REPORT NUMBER:

FH 5159-TT

ISSUE DATE:

12 May 2014

EXPIRY DATE:

12 May 2019

PAGE:

10 of 12



7. NZBC CONCLUSION

The cone calorimeter testing was carried out on the specimens as described in Section 1. For the purposes of compliance with the NZBC Verification Method C/VM2 Appendix A, the following classification is considered applicable to the material as described in Section 1.

Group Number Classification	3
------------------------------------	----------

8. NCC CONCLUSION

The cone calorimeter testing was carried out on the specimens as described in Section 1. For the purposes of compliance with the NCC Volume One Specification C1.10 for the Classification of Fire Performance of Wall and Ceiling Lining Materials, the following classification is considered applicable to the material as described in Section 1.

Group Number Classification	3
The average specific extinction area was greater than the 250 m ² /kg limit.	



REPORT NUMBER:

FH 5159-TT

ISSUE DATE:

12 May 2014

EXPIRY DATE:

12 May 2019

PAGE:

11 of 12



BRANZ Type Test Summary

This is to certify that the specimen described below has been tested by BRANZ Ltd on behalf of

Muros International Limited
L2, 32 Lunn Avenue
Mt Wellington
Auckland 1072
New Zealand

Test standards: AS 3738:1998, ISO 5660 Parts 1 and 2.
Specimen name: Muros Concrete FR Wall Panel.
Specimen description: Decorative fibreglass-based panel representing natural materials.
Orientation: From the direction tested.

A full description of the test specimen and the test results are given in BRANZ Test Report:
Fire Test FH 5159-TT – Test date 26 July 2013

Regulatory authorities are advised to examine test reports before approving any product.

The test results were the basis for the following:

Building Code Document	Group Number Classification
NZBC Verification Method C/VM2 Appendix A	3
NCC Specifications C1.10 and A 2.4	3 The average specific extinction area was greater than the 250 m ² /kg limit.

Issue Date:
12 May 2014

Expiry Date:
12 May 2019



International Accreditation New Zealand (IANZ) has a Mutual Recognition Agreement (MRA) with the National Association of Testing Authorities, Australia (NATA). Users of test reports are recommended to accept test reports in the name of either accrediting body.



REPORT NUMBER:
FH 5159-TT

ISSUE DATE:
12 May 2014

EXPIRY DATE:
12 May 2019

PAGE:
12 of 12

